


The  
**BILLIARD**  
 FACTORY  
*Gameroom Furniture*

**Game Room Planning Chart**

The Billiard Factory Game Room Planner is designed to assist in planning the layout of any game room. It's so easy! Draw the dimensions of the intended room on the grid and use the templates provided to reveal what options you have!



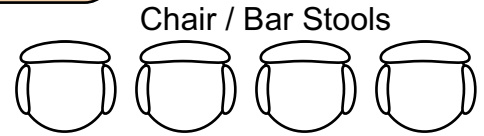
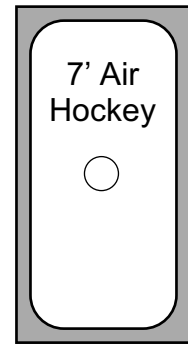
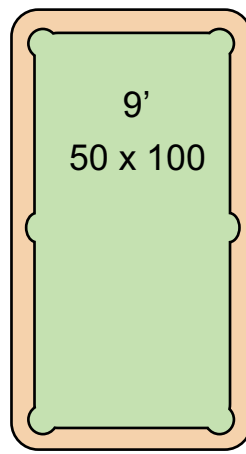
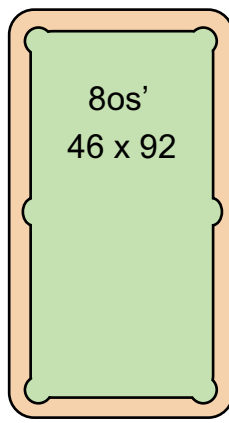
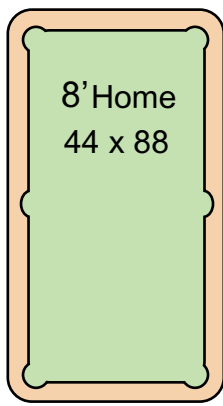
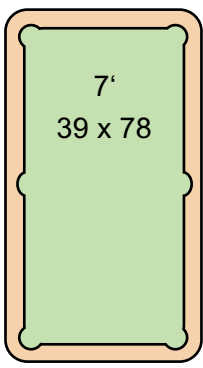
1 Square = 1 Foot

26419 I-45 North  
 The Woodlands, TX 77380  
 281-681-8809

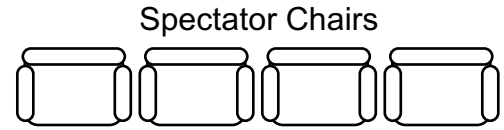
12740 S. Kirkwood  
 Stafford, TX 77477  
 281-494-4567

13002 Cutten Rd.  
 Houston, TX 77066  
 281-444-5740

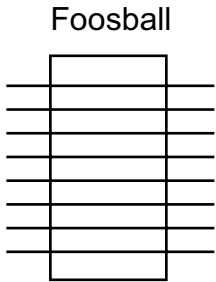
14190 Gulf Freeway  
 Houston, TX 77034  
 281-484-9800



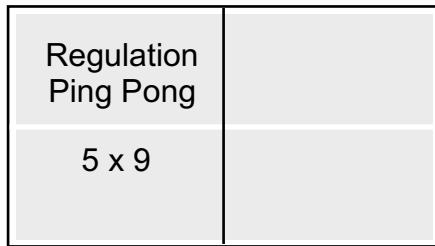
Chair / Bar Stools



Spectator Chairs

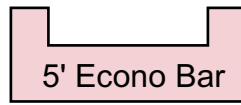


Foosball

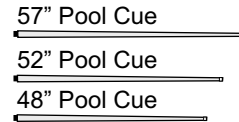


Regulation Ping Pong

5 x 9



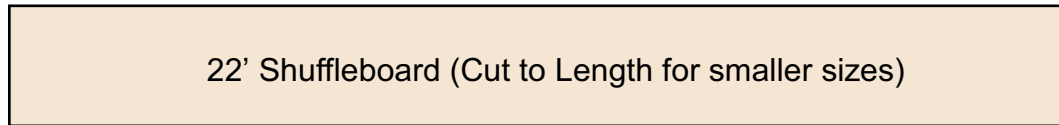
5' Econo Bar



57" Pool Cue

52" Pool Cue

48" Pool Cue



22' Shuffleboard (Cut to Length for smaller sizes)

### Pool Table Sizes and Room Size Requirements

#### Pool Table Sizes

Pool tables are measured from the inside of their playing area: the distance from the tip of the rail cushion to the opposite rail tip. This area is always twice as long as it is wide. The four standard sizes for pool tables are commonly known as seven foot, eight foot, oversized eight foot, and nine foot.

**Seven Foot** - These tables have a playing area of 39 by 78 inches. They are ideal for smaller rooms, or rooms that will share with other furniture. It is the common size for the bar room coin-operated pool tables.

**Eight Foot** - This is the most common size for household use and has a playing area of 44 by 88 inches. This size is what most refer to as the standard size for home use.

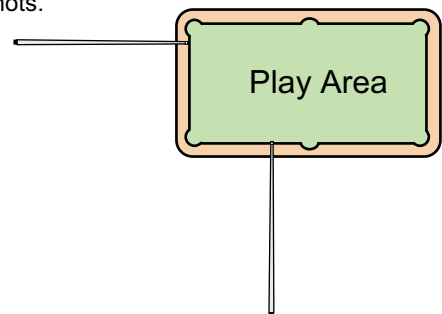
**Oversized Eight Foot** - These tables have a playing surface of 46 by 92 inches. Historically, many commercial tables were built in this size. Often, tables are not available in this particular size.

**Nine Foot** - The professional tournaments are generally played on this table size which measures 50 by 100 inches on it's playing surface. This is the most challenging size and are recommended for the advanced players that really want to work on their game.

#### Room Size Requirements

The Optimum room size for any pool table would be one with no obstacles within a cue length of any part of the playing area. The standard cue length is 57 inches, so by adding a cue length to each side of the inside playing area, we can define the room size chart shown below. Since the height of the cue while playing is usually higher than most furniture, it normally does not enter into conflict with play. Some obstructions, such as posts and corners, can be played around. When there is conflict with walls or other obstacles, a shorter cue can be used for obstructed shots and standard cues for all other shots.

Table Size	Cue Length		
	48"	52"	57"
7'	11'3"x14'6"	11'11"x15'2"	12'9"x16'0"
8'	11'8"x15'4"	12'4"x16'0"	13'2"x16'10"
8os'	11'10"x15'8"	12'6"x16'4"	13'4"x17'2"
9'	12'2"x16'4"	12'10"x17'0"	13'8"x17'10"



Play Area